

**United States Dog Agility Association, Inc.
Class Results Reporting Form**

Event # 111063

Event Date: 11/06/22

Class Start: 08:11

Class Finish: 08:30


Class: **VETERANS JUMPERS**

of Dogs Entered: 5

of Dogs Qualified: 2

	<u>Actual # Comp</u>	<u>Course Distance</u>	<u>SCT</u>	
16"	<u>0</u>	<u>172</u>	<u>47</u>	(CHAMP+8 secs.)
12"	<u>4</u>	<u>172</u>	<u>47</u>	(CHAMP+8 secs.)
8"	<u>1</u>	<u>169</u>	<u>49</u>	(CHAMP+8 secs.)
4"	<u>0</u>	<u>166</u>	<u>52</u>	(CHAMP+8 secs.)

Judge's Signature:



Mike Murphy

Check here if judging change from filed application.


NOTE: A qualifying score requires zero total faults.

P	ENTRY #	DOG & HANDLER'S NAME		REGISTRATION #	SCORE		Q	
					Time	Faults		
1	08011	Willow	Regina Conti	145306	37.84	0.00	Y	(1)
								(2)
1	12005	Kash	Terry Elison	141070	39.74	0.00	Y	(3)
2	12003	Solo 6	Judy Katzwinkel	139417	35.17	5.00		(4)
	12007	Fly	Lorah Hopkins	149157	NT	Elim		(5)
	12004	Eli	Denise Schaffer	146679	49.27	Elim		(6)

of Rows Entered Above

(and on reverse) for this Class: 5

Scorekeeper:



**United States Dog Agility Association, Inc.
Class Results Reporting Form**

Event # 111063

Event Date: 11/06/22

Class Start: 07:59

Class Finish: 08:45

Class: **PERFORMANCE III JUMPERS**

of Dogs Entered: 21

of Dogs Qualified: 11

	<u>Actual # Comp</u>	<u>Course Distance</u>	<u>SCT</u>	
20"	<u>5</u>	<u>172</u>	<u>44</u>	(CHAMP+4 secs.)
16"	<u>10</u>	<u>172</u>	<u>44</u>	(CHAMP+4 secs.)
12"	<u>2</u>	<u>169</u>	<u>46</u>	(CHAMP+4 secs.)
8"	<u>1</u>	<u>166</u>	<u>46</u>	(CHAMP+4 secs.)
4"	<u>2</u>	<u>166</u>	<u>49</u>	(CHAMP+4 secs.)

Judge's Signature:



/s/Mike Murphy - eSigned at 09:35 AM

Check here if judging change from filed application.

NOTE: A qualifying score requires zero total faults.

PTS USDAA USE ONLY	P	ENTRY #	DOG & HANDLER'S NAME		REGISTRATION #	SCORE		Q	
						Time	Faults		
11	1	04004	Fia	Deborah Savo	148799	38.63	0.00	Y	(1)
10	2	04002	Pixie	Thomas Schilpp	152514	43.74	0.00	Y	(2)
									(3)
	1	08014	Lydia	Trisha Gage	144111	48.07	7.07		(4)
									(5)
11	1	12001	Onyx	Christina Turner	159929	30.08	0.00	Y	(6)
		12012	Nala	Kendra Saunders	160585	NT	Elim		(7)
									(8)
13	1	20040	Quill	Gail Domalakes	153793	27.07	0.00	Y	(9)
11	2	20015	Magic	Lindsay Brown	159816	27.90	0.00	Y	(10)
10	3	20003	Ruger	Regina Lutz	149296	39.48	0.00	Y	(11)
	4	20057	Quilo	Carolynn Velas	160583	30.63	5.00		(12)
		20034	Rhyze	Christina Turner	151363	35.85	Elim		(13)
									(14)
15	1	16029	Fargo	Kathy Wells	145946	23.54	0.00	Y	(15)
13	2	16038	Denali	Jeannie Bonsignore	145300	24.18	0.00	Y	(16)

of Rows Entered Above

(and on reverse) for this Class: 21

Scorekeeper: Keithell

Continuation Page: **PERFORMANCE III JUMPERS (continued)**

11	3	16011	Bret	Beth Koferl	811604	28.77	0.00	Y	(17)
10	4	16039	Bryn	Jacky Mento	144638	34.46	0.00	Y	(18)
10	5	16019	Fenway	Beth McClung	155040	36.98	0.00	Y	(19)
	6	16013	Danny	Cindy Feroe	150972	45.76	6.76		(20)
		16026	Starr	Regina Conti	161685	NT	Elim		(21)
		16024	Reason	Jean Kanzler	146657		Abs		(22)
		16035	Zoe	Cliff Anderson	146765	46.49	Elim		(23)
		16037	Fig	Lois Mark	153775	44.85	Elim		(24)
		16042	Fixx	Rosemarie Huey	139696	35.72	Elim		(25)

**United States Dog Agility Association, Inc.
Class Results Reporting Form**

Event # 111063

Event Date: 11/06/22

Class Start: 08:47


Class Finish: 08:59

Class: MASTERS JUMPERS

of Dogs Entered: 37

of Dogs Qualified: 13

	<u>Actual # Comp</u>	<u>Course Distance</u>	<u>SCT</u>	
24"	<u>2</u>	<u>172</u>	<u>42</u>	(3.80-4.30 yps)
20"	<u>23</u>	<u>172</u>	<u>42</u>	(4.00-4.50 yps)
16"	<u>7</u>	<u>169</u>	<u>42</u>	(3.80-4.30 yps)
12"	<u>1</u>	<u>166</u>	<u>42</u>	(3.75-4.25 yps)
8"	<u>1</u>	<u>166</u>	<u>45</u>	(3.40-3.90 yps)

Judge's Signature: 

Mike Murphy

Check here if judging change from filed application.

NOTE: A qualifying score requires zero total faults.

PTS USDAA USE ONLY	P	ENTRY #	DOG & HANDLER'S NAME		REGISTRATION #	SCORE		Q	
						Time	Faults		
10	1	08010	Penny	Lois Mark	141403	38.06	0.00	Y	(1)
		04007	Inga	Trisha Gage	148850		Abs		(2)
									(3)
	1	12014	Preston	Nancy Cush	813333	30.76	5.00		(4)
		12006	Gucci	Cindy Madeiros	156081		Abs		(5)
									(6)
15	1	16008	Sophie	Marcy Armstrong	158139	29.36	0.00	Y	(7)
13	2	16033	Duffey	Helen Ackley	156498	30.33	0.00	Y	(8)
1	3	16034	Joe	Terry Herman	156357	32.54	5.00		(9)
		16005	Nimbus	Laurie Knox	156572	39.51	Elim		(10)
		16021	Ditto	Sandy Costello	160467	25.92	Elim		(11)
		16043	Ratchet	Nancy Cush	812796	46.60	Elim		(12)
		16036	Mellie	Terry Herman	156371	30.97	Elim		(13)
									(14)
19	1	20028	Ruckus	Jeremy Gerhard	154746	22.29	0.00	Y	(15)
17	2	20044	Rhythm	Linda Husson	153223	24.33	0.00	Y	(16)

of Rows Entered Above

(and on reverse) for this Class: 37

Scorekeeper: 

Continuation Page: **MASTERS JUMPERS (continued)**

15	3	20013	Fae	Nancy Schilling	156047	24.54	0.00	Y	(17)
13	4	20054	Sir	Deborah Stevenson	156684	24.76	0.00	Y	(18)
11	5	20047	Zip	Blake Rivas	151298	25.13	0.00	Y	(19)
10	6	16028	Zach	Patricia Cochran	812728	26.95	0.00	Y	(20)
10	7	20029	Dezi	Linda Husson	146010	26.98	0.00	Y	(21)
10	8	20045	Tagg	Donna Widdowson	154241	28.93	0.00	Y	(22)
10	9	20016	Vilya	Barbara Miller	146149	34.00	0.00	Y	(23)
	10	20032	Kona	Jeannie Bonsignore	158126	25.82	5.00		(24)
	11	20062	Gwin	Cliff Anderson	160106	27.04	5.00		(25)
	12	20033	Brazen	Rosemarie Huey	152166	28.51	5.00		(26)
	13	20008	Cherry Pie	Jeannie Bonsignore	160869	30.82	5.00		(27)
	14	20051	Torin	Susan Roth	815397	33.27	5.00		(28)
		20011	Briggs	Cliff Anderson	158338	33.98	Elim		(29)
		20004	Ani	Krysta Barnhart	159527	30.16	Elim		(30)
		20018	Brylee	Joyce Brook	160489	30.52	Elim		(31)
		20025	Evie	Stacey Modica	150258	37.24	Elim		(32)
		20030	Spark	Jacky Mento	160777	30.41	Elim		(33)
		20038	Seb	Cliff Anderson	155019	34.50	Elim		(34)
		20036	Brig	Judy Katzwinkel	152770	28.31	Elim		(35)
		20039	Emma	Sharon Gechter	153944	30.40	Elim		(36)
		20026	Kai	Krysta Barnhart	149795	37.00	Elim		(37)
									(38)
11	1	24004	Jack	Terry Elison	160206	33.31	0.00	Y	(39)
	2	24003	Nickel	Heather Kolesa	155718	24.27	5.00		(40)
		24002	V-Tach	Carla Peck	155085		Abs		(41)

**United States Dog Agility Association, Inc.
Class Results Reporting Form**

Event # 111063

Event Date: 11/06/22

Class Start: 09:29

Class Finish: 09:30

Class: PERF. MASTERS CHALLENGE BIATHLON JUMPERS

of Dogs Entered: 4

of Dogs Qualified: 1

	<u>Actual # Comp</u>	<u>Course Distance</u>	<u>SCT</u>	
24"	<u>3</u>	<u>187</u>	<u>45</u>	(CHAMP+3 secs.)
20"	<u>0</u>	<u>187</u>	<u>45</u>	(CHAMP+3 secs.)
16"	<u>0</u>	<u>184</u>	<u>46</u>	(CHAMP+3 secs.)
12"	<u>0</u>	<u>181</u>	<u>47</u>	(CHAMP+3 secs.)
8"	<u>0</u>	<u>181</u>	<u>48</u>	(CHAMP+3 secs.)

Judge's Signature:

Mike Murphy

Check here if judging change from filed application.

NOTE: A qualifying score requires zero total faults.

PTS USDAA USE ONLY	P	ENTRY #	DOG & HANDLER'S NAME		REGISTRATION #	SCORE		Q	
						Time	Faults		
	1	20057	Quilo	Carolynn Velas	160583	38.75	10.00		(1)
									(2)
11	1	16029	Fargo	Kathy Wells	145946	27.69	0.00	Y	(3)
		16004	Ping Pong	Regina Baureis	145081	31.28	Elim		(4)
		16011	Bret	Beth Koferl	811604	38.52	Elim		(5)

of Rows Entered Above

(and on reverse) for this Class: 4

Scorekeeper: *Kathleen*

**United States Dog Agility Association, Inc.
Class Results Reporting Form**

Event # 111063

Event Date: 11/06/22

Class Start: 09:25

Class Finish: 09:45


Class: MASTERS CHALLENGE BIATHLON JUMPERS

of Dogs Entered: 16

of Dogs Qualified: 2

	Actual # Comp	Course Distance	SCT	
24"	<u>4</u>	<u>187</u>	<u>44</u>	(4.00-4.50 yps)
20"	<u>1</u>	<u>187</u>	<u>44</u>	(4.25-4.75 yps)
16"	<u>1</u>	<u>184</u>	<u>43</u>	(4.00-4.50 yps)
12"	<u>0</u>	<u>181</u>	<u>44</u>	(3.90-4.40 yps)
8"	<u>0</u>	<u>181</u>	<u>45</u>	(3.75-4.25 yps)

Judge's Signature:



Mike Murphy

Check here if judging change from filed application.


NOTE: A qualifying score requires zero total faults.

PTS USDAA USE ONLY	P	ENTRY #	DOG & HANDLER'S NAME		REGISTRATION #	SCORE		Q	
						Time	Faults		
	1	08010	Penny	Lois Mark	141403	45.74	0.74		(1)
									(2)
		12013	Maverick	Felicia Edel	159414	34.59	Elim		(3)
									(4)
13	1	16021	Ditto	Sandy Costello	160467	28.70	0.00	Y	(5)
		16036	Mellie	Terry Herman	156371	38.89	Elim		(6)
		16043	Ratchet	Nancy Cush	812796	42.38	Elim		(7)
		16033	Duffey	Helen Ackley	156498	43.45	Elim		(8)
									(9)
15	1	20029	Dezi	Linda Husson	146010	28.21	0.00	Y	(10)
	3	20028	Ruckus	Jeremy Gerhard	154746	26.65	5.00		(11)
	1	20054	Sir	Deborah Stevenson	156684	30.62	5.00		(12)
		20055	Aurelia	Abigail Stuttard	153254	34.10	Elim		(13)
		20044	Rhythm	Linda Husson	153223	NT	Elim		(14)
		20013	Fae	Nancy Schilling	156047	NT	Elim		(15)
		20022	Roulette	Regina Baureis	151700	NT	Elim		(16)

of Rows Entered Above

(and on reverse) for this Class: 16

Scorekeeper: Keith



Continuation Page: **MASTERS CHALLENGE BIATHLON JUMPERS (continued)**

	20038	Seb	Cliff Anderson	155019	NT	Elim	(17)
	20002	Caspian	Abigail Stuttard	160539	41.01	Elim	(18)
							(19)
	24002	V-Tach	Carla Peck	155085		Abs	(20)

**United States Dog Agility Association, Inc.
Class Results Reporting Form**

Event # 111063

Event Date: 11/06/22

Class Start: 10:37

Class Finish: 10:49

Class: VETERANS SNOOKER


of Dogs Entered: 4

of Dogs Qualified: 1

Course Configuration Type (Circle Type Below):

40 - 50 Seconds 45 - 55 Seconds 50 - 60 Seconds
Jumps + Tunnels Standard 3 of 4 Reds Modified Standard 4 + Reds 2 + Combinations

	Actual # Comp	Time Allowed
16"	<u>0</u>	<u>49</u>
12"	<u>3</u>	<u>49</u>
8"	<u>1</u>	<u>51</u>
4"	<u>0</u>	<u>53</u>


Judge's Signature: 

Mike Murphy

Check here if judging change from filed application.

NOTE: A qualifying score requires a minimum of 37 points earned. Indicate qualification by writing "Q" in the "Q" column.

P	ENTRY #	DOG & HANDLER'S NAME		REGISTRATION #	SCORE		Q
					Time	Points	
1	08011	Willow	Regina Conti	145306	52.23	23	(1)
							(2)
1	12005	Kash	Terry Elison	141070	46.01	41	Y (3)
2	12007	Fly	Lorah Hopkins	149157	58.43	22	(4)
3	12004	Eli	Denise Schaffer	146679	43.85	5	(5)

of Rows Entered Above
(and on reverse) for this Class; 4 Scorekeeper: 

**United States Dog Agility Association, Inc.
Class Results Reporting Form**

Event # 111063

Event Date: 11/06/22

Class Start: 10:40

Class Finish: 11:03

Class: PERFORMANCE III SNOOKER

of Dogs Entered: 23


of Dogs Qualified: 14

Course Configuration Type (Circle Type Below):

40 - 50 Seconds
 45 - 55 Seconds
 50 - 60 Seconds
 Jumps + Tunnels
 Standard
 3 of 4 Reds
 Modified Standard
 4 + Reds
 2 + Combinations

	Actual # Comp	Time Allowed
20"	<u>4</u>	<u>47</u>
16"	<u>10</u>	<u>47</u>
12"	<u>3</u>	<u>49</u>
8"	<u>1</u>	<u>51</u>
4"	<u>3</u>	<u>51</u>

Judge's Signature:



Mike Murphy

Check here if judging change from filed application.


NOTE: A qualifying score requires a minimum of 37 points; a qualifying placement (a.k.a., "Super Q") is qualifying in the top 15% of the class based upon the number of dogs actually competing by jump height (USDAA Rules & Regulations Section 6.4). Indicate "Super Q" by writing "S" in the "Q" column.

PTS USDAA USE ONLY	P	ENTRY #	DOG & HANDLER'S NAME		REGISTRATION #	SCORE		Q
						Time	Points	
15	1	16029	Fargo	Kathy Wells	145946	43.43	51	S (1)
13	2	16011	Bret	Beth Koflerl	811604	43.54	45	S (2)
11	3	16020	AV	Charlene Bridgwood	145822	45.39	44	Y (3)
10	4	16038	Denali	Jeannie Bonsignore	145300	37.46	42	Y (4)
10	5	16035	Zoe	Cliff Anderson	146765	46.90	42	Y (5)
10	6	16037	Fig	Lois Mark	153775	45.38	41	Y (6)
10	7	16019	Fenway	Beth McClung	155040	48.01	40	Y (7)
10	8	16042	Fixx	Rosemarie Huey	139696	52.20	40	Y (8)
	9	16013	Danny	Cindy Feroe	150972	NT	33	(9)
	10	12002	Gremlin	Charlene Bridgwood	151382	27.61	13	(10)
		16024	Reason	Jean Kanzler	146657		Abs	(11)
								(12)
13	1	20015	Magic	Lindsay Brown	159816	53.46	44	S (13)

of Rows Entered Above

(and on reverse) for this Class: 23

Scorekeeper:



Continuation Page: **PERFORMANCE III SNOOKER (continued)**

11	2	20034	Rhyze	Christina Turner	151363	47.11	41	S	(14)
10	3	20003	Ruger	Regina Lutz	149296	52.12	37	Y	(15)
	4	20057	Quilo	Carolynn Velas	160583	NT	21		(16)
									(17)
11	1	04002	Pixie	Thomas Schilpp	152514	53.35	38	Y	(18)
	2	04005	Lilly	Kathleen Wasko	154003	54.29	29		(19)
	3	04004	Fia	Deborah Savo	148799	NT	4		(20)
		04007	Inga	Trisha Gage	148850		Abs		(21)
									(22)
11	1	12001	Onyx	Christina Turner	159929	49.89	49	S	(23)
	2	12019	Spryte	Trisha Gage	160530	58.67	34		(24)
	3	12012	Nala	Kendra Saunders	160585	47.16	26		(25)
									(26)
10	1	08014	Lydia	Trisha Gage	144111	59.92	40	S	(27)

**United States Dog Agility Association, Inc.
Class Results Reporting Form**

Event # 111063 Event Date: 11/06/22 Class Start: 10:51 Class Finish: 11:26


Class: MASTERS SNOOKER

of Dogs Entered: 35
of Dogs Qualified: 14

Course Configuration Type (Circle Type Below):

40 - 50 Seconds 45 - 55 Seconds 50 - 60 Seconds
Jumps + Tunnels Standard 3 of 4 Reds Modified Standard 4 + Reds 2 + Combinations

	Actual # Comp	Time Allowed
24"	<u>2</u>	<u>45</u>
20"	<u>20</u>	<u>45</u>
16"	<u>6</u>	<u>47</u>
12"	<u>1</u>	<u>49</u>
8"	<u>3</u>	<u>49</u>


Judge's Signature: 

Mike Murphy

Check here if judging change from filed application.

NOTE: A qualifying score requires a minimum of 37 points; a qualifying placement (a.k.a., "Super Q") is qualifying in the top 15% of the class based upon the number of dogs actually competing by jump height (USDAA Rules & Regulations Section 6.4). Indicate "Super Q" by writing "S" in the "Q" column.

PTS USDAA USE ONLY	P	ENTRY #	DOG & HANDLER'S NAME		REGISTRATION #	SCORE		Q SQ
						Time	Points	
17	1	20028	Ruckus	Jeremy Gerhard	154746	40.58	51	S (1)
15	2	20033	Brazen	Rosemarie Huey	152166	43.58	49	S (2)
13	3	20013	Fae	Nancy Schilling	156047	40.76	46	S (3)
11	4	20044	Rhythm	Linda Husson	153223	45.82	46	S (4)
10	5	20018	Brylee	Joyce Brook	160489	37.21	43	Y (5)
10	6	20047	Zip	Blake Rivas	151298	37.67	42	Y (6)
10	7	20016	Vilya	Barbara Miller	146149	43.88	42	Y (7)
10	8	20011	Briggs	Cliff Anderson	158338	46.41	42	Y (8)
10	9	20025	Evie	Stacey Modica	150258	43.79	41	Y (9)
	10	20026	Kai	Krysta Barnhart	149795	31.77	34	(10)
	11	20051	Torin	Susan Roth	815397	55.07	34	(11)
	12	20038	Seb	Cliff Anderson	155019	49.72	26	(12)
	13	20045	Tagg	Donna Widdowson	154241	40.16	22	(13)

of Rows Entered Above (and on reverse) for this Class: 35 Scorekeeper: 

Continuation Page: **MASTERS SNOOKER (continued)**

	14	20029	Dezi	Linda Husson	146010	33.26	14		(14)
	15	16028	Zach	Patricia Cochran	812728	18.98	9		(15)
	16	20030	Spark	Jacky Mento	160777	18.74	4		(16)
	17	20032	Kona	Jeannie Bonsignore	158126	NT	4		(17)
	18	20054	Sir	Deborah Stevenson	156684	17.22	1		(18)
	19	20036	Brig	Judy Katzwinkel	152770	NT	1		(19)
	20	20007	Lark	Helen McNeily	160376	NT	0		(20)
		20039	Emma	Sharon Gechter	153944		Abs		(21)
									(22)
11	1	24003	Nickel	Heather Kolesa	155718	42.70	49	S	(23)
10	2	24004	Jack	Terry Elison	160206	42.41	41	Y	(24)
		24002	V-Tach	Carla Peck	155085		Abs		(25)
									(26)
15	1	16033	Duffey	Helen Ackley	156498	49.44	47	S	(27)
13	2	16043	Ratchet	Nancy Cush	812796	55.99	41	S	(28)
1	3	16034	Joe	Terry Herman	156357	NT	14		(29)
	4	16008	Sophie	Marcy Armstrong	158139	NT	9		(30)
	5	16021	Ditto	Sandy Costello	160467	19.22	5		(31)
	6	16036	Mellie	Terry Herman	156371	NT	1		(32)
									(33)
11	1	08010	Penny	Lois Mark	141403	48.72	41	Y	(34)
	2	08008	Tarlton	Kevin F. Paul	150540	57.62	35		(35)
	3	08004	Bruno	Anita Weiss	156725	58.11	21		(36)
									(37)
	1	12014	Preston	Nancy Cush	813333	28.22	13		(38)
		12006	Gucci	Cindy Madeiros	156081		Abs		(39)

**United States Dog Agility Association, Inc.
Class Results Reporting Form**

Event # 111063

Event Date: 11/06/22

Class Start: 12:15

Class Finish: 13:09

Class: **DOG AGILITY STEEPLECHASE®**

of Dogs Entered: 51

of Dogs Qualified: 29

Actual # Competing: 24" 2 20" 19 16" 5 12" 4 8" 2
 20" 4 16" 7 12" 2 8" 1 4" 0

NOTE: List ALL participants on this form in order of their placement.

Judge's Signature: _____

Special Scoring Rules:

- * No penalties for refusals or missing a pole while weaving
- * Wrong course = Elimination

Mike Murphy

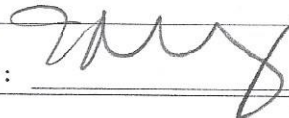
Check here if judging change from filed application.

FINAL ROUND		ENTRY #	DOG & HANDLER'S NAME		REG #	Q	SCORE (Time+Faults)		
PTS	P						FINAL ROUND	ROUND 1	
								P	Score
6	1	08004	Bruno	Anita Weiss	156725	Y	XXXXX	1	62.11 (1)
5	2	08006	Felix	Barbara Miller	162413	Y	XXXXX	2	65.00 (2)
									(3)
8	1	12017	Targhee	Lynne Schroeder	152460	Y	XXXXX	1	35.42 (4)
6	2	12013	Maverick	Felicia Edel	159414	Y	XXXXX	2	40.46 (5)
	3	12015	Wylie	Nancy Cush	815206		XXXXX	3	46.91 (6)
	4	12014	Preston	Nancy Cush	813333		XXXXX	4	47.89 (7)
		12010	Joy	Lisa Stoddard	158350		XXXXX		Abs (8)
									(9)
8	1	16036	Mellie	Terry Herman	156371	Y	XXXXX	1	43.58 (10)
6	2	16034	Joe	Terry Herman	156357	Y	XXXXX	2	44.76 (11)
5	3	16033	Duffey	Helen Ackley	156498	Y	XXXXX	3	44.80 (12)
5	4	16043	Ratchet	Nancy Cush	812796	Y	XXXXX	4	47.25 (13)
		16005	Nimbus	Laurie Knox	156572		XXXXX		Elim (14)
									(15)
12	1	20028	Ruckus	Jeremy Gerhard	154746	Y	XXXXX	1	32.24 (16)
10	2	20013	Fae	Nancy Schilling	156047	Y	XXXXX	2	33.01 (17)
8	3	20022	Roulette	Regina Baureis	151700	Y	XXXXX	3	33.83 (18)

of Rows Entered Above

(and on reverse) for this Class: 51

Scorekeeper: _____



Continuation Page: **DOG AGILITY STEEPLECHASE® (continued)**

6	4	20054	Sir	Deborah Stevenson	156684	Y	XXXXXX	4	34.23	(19)
5	5	20038	Seb	Cliff Anderson	155019	Y	XXXXXX	5	34.34	(20)
5	6	20029	Dezi	Linda Husson	146010	Y	XXXXXX	6	34.45	(21)
5	7	20007	Lark	Helen McNeily	160376	Y	XXXXXX	7	37.25	(22)
5	8	16028	Zach	Patricia Cochran	812728	Y	XXXXXX	8	37.64	(23)
5	9	20030	Spark	Jacky Mento	160777	Y	XXXXXX	9	37.78	(24)
5	10	20055	Aurelia	Abigail Stuttard	153254	Y	XXXXXX	10	38.96	(25)
5	11	20044	Rhythm	Linda Husson	153223	Y	XXXXXX	11	40.51	(26)
	12	20059	Ryobi	Jeannie Bonsignore	161683		XXXXXX	12	48.33	(27)
	13	20027	Ember	Sue Peppes	156479		XXXXXX	13	52.21	(28)
	14	20005	Ziggy	Linda Husson	163020		XXXXXX	14	52.85	(29)
	15	20011	Briggs	Cliff Anderson	158338		XXXXXX	15	54.39	(30)
		20032	Kona	Jeannie Bonsignore	158126		XXXXXX		Elim	(31)
		20002	Caspian	Abigail Stuttard	160539		XXXXXX		Elim	(32)
		20018	Brylee	Joyce Brook	160489		XXXXXX		Elim	(33)
		20036	Brig	Judy Katzwinkel	152770		XXXXXX		Elim	(34)
		20061	Jolly Mon	Jean Kanzler	162938		XXXXXX		Abs	(35)
		20039	Emma	Sharon Gechter	153944		XXXXXX		Abs	(36)
										(37)
6	1	24004	Jack	Terry Elison	160206	Y	XXXXXX	1	47.46	(38)
		24003	Nickel	Heather Kolesa	155718		XXXXXX		Elim	(39)
		24002	V-Tach	Carla Peck	155085		XXXXXX		Abs	(40)
										(41)
		04007	Inga	Trisha Gage	148850		XXXXXX		Abs	(42)
										(43)
5	1	08014	Lydia	Trisha Gage	144111	Y	XXXXXX	1	59.36	(44)
										(45)
5	1	12001	Onyx	Christina Turner	159929	Y	XXXXXX	1	60.96	(46)
		12012	Nala	Kendra Saunders	160585		XXXXXX		Elim	(47)
										(48)
10	1	16029	Fargo	Kathy Wells	145946	Y	XXXXXX	1	33.56	(49)
8	2	16004	Ping Pong	Regina Baureis	145081	Y	XXXXXX	2	40.72	(50)
6	3	12002	Gremlin	Charlene Bridgwood	151382	Y	XXXXXX	3	40.75	(51)
5	4	16014	Ruby	Karen Carroll	163597	Y	XXXXXX	4	47.13	(52)
5	5	16039	Bryn	Jacky Mento	144638	Y	XXXXXX	5	47.29	(53)
	6	16020	AV	Charlene Bridgwood	145822		XXXXXX	6	51.14	(54)
		16026	Starr	Regina Conti	161685		XXXXXX		Elim	(55)

Continuation Page: **DOG AGILITY STEEPLECHASE® (continued)**

8	1	20040	Quill	Gail Domalakes	153793	Y	XXXXXX	1	38.99	(56)
6	2	20057	Quilo	Carolynn Velas	160583	Y	XXXXXX	2	46.91	(57)
	3	20034	Rhyze	Christina Turner	151363		XXXXXX	3	58.35	(58)
		20015	Magic	Lindsay Brown	159816		XXXXXX		Elim	(59)

**STEEPLECHASE QUALIFICATION WORKSHEET
CHAMPIONSHIP**

Club Name: Lehigh Valley Dream Weavers

Date: Sunday, November 6, 2022

of dogs with scores: 2 8" 4 12" 5 16" 19 20" 2 24"

Complete the table below if:

- > For the 8" OR 12" class if at least 5 competitors received a score (including dogs scoring "E")
- > For the 16", 20", OR 24" class if at least 7 competitors received a score (including dogs scoring "E")

Line #	Place	8"	12"	16"	20"	24"
1	1st			43.58	32.24	
2	2nd			44.76	33.01	
3	3rd			44.80	33.83	
4	Total of these scores (do not round)			133.14	99.08	
5		÷ 3	÷ 3	÷ 3	÷ 3	÷ 3
6	Average = Line 4 divided by Line 5			44.3810	33.0277	
7	Qualification factor		x 1.25	x 1.25	x 1.25	x 1.25
8	MAXIMUM QUALIFYING SCORE*			55.47	41.28	

* Round down (truncate) to nearest 100th of a second, i.e. 22.569 to 22.56

Complete the table below if:

- > Fewer than 5 competitors in the 8" OR 12" class received a score (including dogs scoring "E")
- > Fewer than 7 competitors in the 16", 20", OR 24" class received a score (including dogs scoring "E")

DO NOT COMBINE JUMP HEIGHTS

Line #	Use Top Score for Each Height	8"	12"	16"	20"	24"
1	1st Place	62.11	35.42			47.46
2	Qualification factor	x 1.25	x 1.25	x 1.25	x 1.25	x 1.25
3	MAXIMUM QUALIFYING SCORE*	77.63	44.27			59.32



* Round down (truncate) to nearest 100th of a second, i.e. 22.569 to 22.56

NOTE: BY DEFAULT, FIRST PLACE DOG QUALIFIES

NOTE: Return this sheet with the Steeplechase ERB

Scorekeeper Signature:

Round 1 Judge Signature:

**STEEPLECHASE QUALIFICATION WORKSHEET
PERFORMANCE**

**Club Name: Lehigh Valley Dream Weavers
Date: Sunday, November 6, 2022**

of dogs with scores: 0 4" 1 8" 2 12" 7 16" 4 20"

Complete the table below if:

- > For the 4" OR the 8" class if at least 5 competitors received a score (including dogs scoring "E")
- > For the 12", 16", OR the 20" class if at least 7 competitors received a score (including dogs scoring "E")

Line #	Place	4"	8"	12"	16"	20"
1	1st				33.56	
2	2nd				40.72	
3	3rd				40.75	
4	Total of these scores (do not round)				115.03	
5		÷ 3	÷ 3	÷ 3	÷ 3	÷ 3
6	Average = Line 4 divided by Line 5				38.3443	
7	Qualification factor		x 1.25	x 1.25	x 1.25	x 1.25
8	MAXIMUM QUALIFYING SCORE*				47.93	

* Round down (truncate) to nearest 100th of a second, i.e. 22.569 to 22.56

Complete the table below if:

- > Fewer than 5 competitors in the 4" class OR 8" class received a score (including dogs scoring "E")
- > Fewer than 7 competitors in the 12", 16", OR the 20" class received a score (including dogs scoring "E")

DO NOT COMBINE JUMP HEIGHTS

Line #	Use Top Score for Each Height	4"	8"	12"	16"	20"
1	1st Place		59.36	60.96		38.99
2	Qualification factor	x 1.25	x 1.25	x 1.25	x 1.25	x 1.25
3	MAXIMUM QUALIFYING SCORE*	0.00	74.20	76.20		48.73



* Round down (truncate) to nearest 100th of a second, i.e. 22.569 to 22.56

NOTE: BY DEFAULT, FIRST PLACE DOG QUALIFIES

NOTE: Return this sheet with the Steeplechase ERB

Scorekeeper Signature:

Round 1 Judge Signature:

**United States Dog Agility Association, Inc.
Class Results Reporting Form**

Event # 111063

Event Date: 11/06/22

Class Start: 13:41

Class Finish: 13:43


Class: PERF. COMBINED PAIRS

of Dogs Entered: 13

of Dogs Qualified: 5

	<u>Actual # Comp</u>	<u>Course Distance</u>	<u>SCT</u>	
16"	<u>10</u>	<u>170</u>	<u>68</u>	(CHAMP+3 secs.)
12"	<u>0</u>	<u>166</u>	<u>71</u>	(CHAMP+3 secs.)

Judge's Signature:



Mike Murphy

Check here if judging change from filed application.


NOTE: Scoring on a "Time plus Faults" basis. Qualifying score if sum Score (Time+Faults) is less than or equal to the Qualifying Course Time. A PAIRS PARTNER who is running a second time as an accommodation to a dog with no draw partner cannot earn a qualifying score on its second round even though their partner qualifies. See special section below.

MINI-DOG DIVISION (NOTE: Open Division on Separate Page)

PTS USDAA USE ONLY	P	ENTRY #	DOG & HANDLER'S NAME	REGISTRATION #	SCORE	
					Time+Faults	Q

of Rows Entered Above

(and on reverse) for this Class: 14

Scorekeeper: 

OPEN DIVISION (NOTE: Mini-Dog Division on Separate Page)

PTS USDAA USE ONLY	P	ENTRY #	DOG & HANDLER'S NAME		REGISTRATION #	SCORE Time+Faults	Q
	1	12012	Nala	Kendra Saunders	160585	36.92	N (1)
		20015	Magie	Lindsay Brown	159816		Y (2)
	3	16026	Starr	Regina Conti	161685	40.54	Y (3)
		16028	Zach	Patricia Cochran	812728		Y (4)
	2	20034	Rhyze	Christina Turner	151363	39.40	Y (5)
		20034	Jace Brett	Nick Peppes Beth Kofert	162013 811604		Y (6)
	4	16016	Malcolm	Anita Weiss	154001	89.02	(7)
		16042	Fixx	Rosemarie Huey	139696		(8)
	4	20046	Jax	Sue Peppes	163114	68.43	(9)
		20015	Magis Jace	Lindsay Brown Nick Peppes	159816 162013		(10)
		20001	Sam	Cheryl Johnson	161554	Abs	(11)
		12012	Nala Inga	Trisha Gage Kendra Saunders	160585		(12)
		20041	Mamie	Lindsay Brown	157011	Elim	(13)
		16011	Bret Nala	Kendra Saunders Beth Kofert	811604 160585		(14)

Sunday, November 6, 2022

Perf. Combined Pairs

Distance: 170 yards SCT: 63 seconds				Everyone	Open	Judge: Mike Murphy			
Place	Armband	Call Name	Handler	Time	R	S	F	E	Score
1 Q	20015	Magic	L. Brown	36.92	0	0	0	0	36.92
	12012	*** Nala and	K. Saunders ***						
2 Q	16011	Bret	B. Koflerl	39.40	0	0	0	0	39.40
	Q 20034	Rhyze	C. Turner						
3 Q	16026	Starr	R. Conti	40.54	0	0	0	0	40.54
	Q 16028	Zach	P. Cochran						
4	20020	Jace	N. Peppes	63.43	0	1	0	0	68.43
	20046	Jax	S. Peppes						
	16016	Malcolm	A. Weiss	64.02	0	1	1	0	89.02
	16042	Fixx	R. Huey						
	12012	Nala	K. Saunders	No Time	0	0	0	1	Elim
	20041	Mamie	L. Brown						
	04007	Inga	T. Gage	Absent					
	20001	Sam	C. Johnson						

Total Number of Dogs Showing: 11
 Total Number of Dogs Absent: 2
 Total Number of Dogs FEO: 0
 Total Number of Dogs Withdrawn: 0
 Total Number of Dogs Not Scored: 0
 Total Number of Qualifiers: 5

**United States Dog Agility Association, Inc.
Class Results Reporting Form**

Event # 111063 Event Date: 11/06/22 Class Start: 13:56 Class Finish: 14:05

Class: COMBINED PAIRS

of Dogs Entered: 27
of Dogs Qualified: 23

	Actual # Comp	Course Distance	SCT	
24"	<u>17</u>	<u>170</u>	<u>60</u>	(2.75-2.95 yps)
20"	<u>8</u>	<u>166</u>	<u>63</u>	(2.50-2.80 yps)

Judge's Signature:



Mike Murphy

Check here if judging change from filed application.

NOTE: Scoring on a "Time plus Faults" basis. Qualifying score if sum Score (Time+Faults) is less than or equal to the Qualifying Course Time. A PAIRS PARTNER who is running a second time as an accommodation to a dog with no draw partner cannot earn a qualifying score on its second round even though their partner qualifies. See special section below.

MINI-DOG DIVISION (NOTE: Open Division on Separate Page)

PTS USDAA USE ONLY	P	ENTRY #	DOG & HANDLER'S NAME		REGISTRATION #	SCORE	Q
						Time+Faults	
✓	1	12013	Maverick	Felicia Edel	159414	39.23	Y (1)
		16043	Ratchet	Nancy Cush	812796		Y (2)
✓	2	12014	Preston	Nancy Cush	813333	46.81	Y (3)
		16033	Duffey	Helen Ackley	156498		Y (4)
✓	3	08004	Bruno	Anita Weiss	156725	51.08	Y (5)
		08010	Penny	Lois Mark	141403		Y (6)
✓		12010	Joy	Lisa Stoddard	158350	Abs	(7)
							(8)
✓		12015	Wylie	Nancy Cush	815206	Elim	(9)
		16034	Joee	Terry Herman	156357		(10)

of Rows Entered Above
(and on reverse) for this Class: 30 Scorekeeper: 

OPEN DIVISION (NOTE: Mini-Dog Division on Separate Page)

PTS USDAA USE ONLY	P	ENTRY #	DOG & HANDLER'S NAME		REGISTRATION #	SCORE Time+Faults	Q
	1	20047	Zip	Blake Rivas	151298	30.67	Y (11)
		20028	*** Ruckus ***	Jeremy Gerhard	*** 154746 ***		N (12)
	2	16029	Fargo	Kathy Wells	145946	33.85	Y (13)
		20028	Ruckus	Jeremy Gerhard	154746		Y (14)
	3	16008	Sophie	Marcy Armstrong	158139	37.81	Y (15)
		20054	Sir	Deborah Stevenson	156684		Y (16)
	4	20002	Caspian	Abigail Stuttard	160539	42.21	Y (17)
		20027	Ember	Sue Peppes	156479		Y (18)
	5	16005	Nimbus	Laurie Knox	156572	43.12	Y (19)
		24004	Jack	Terry Elison	160206		Y (20)
	6	08006	Felix	Barbara Miller	162413	49.62	Y (21)
		20005	Ziggy	Linda Husson	163020		Y (22)
	7	20007	Lark	Helen McNenly	160376	50.26	Y (23)
		20024	Valor	Rosemarie Huey	162818		Y (24)
	8	08014	Lydia	Trisha Gage	144111	54.06	Y (25)
		20051	Torin	Susan Roth	815397		Y (26)
	9	20004	Ani	Krysta Barnhart	159527	54.91	Y (27)
		20029	Dezi	Linda Husson	146010		Y (28)
		24002	V-Tach	Carla Peck	155085	Abs	(29)
							(30)

Sunday, November 6, 2022
Combined Pairs

Distance: 166 yards SCT: 63 seconds **Everyone** Mini Judge: Mike Murphy

Place	Armband	Call Name	Handler	Time	R	S	F	E	Score
1	Q 12013	Maverick	F. Edel	39.23	0	0	0	0	39.23
	Q 16043	Ratchet	N. Cush						
2	Q 12014	Preston	N. Cush	46.81	0	0	0	0	46.81
	Q 16033	Duffey	H. Ackley						
3	Q 08004	Bruno	A. Weiss	51.08	0	0	0	0	51.08
	Q 08010	Penny	L. Mark						
	12015	Wylie	N. Cush	No Time	0	0	0	1	Elim
	16034	Joee	T. Herman						
	12010	Joy	L. Stoddard	Absent					

Distance: 170 yards SCT: 60 seconds **Everyone** Open Judge: Mike Murphy

Place	Armband	Call Name	Handler	Time	R	S	F	E	Score
1	Q 20047	Zip	B. Rivas	30.67	0	0	0	0	30.67
	20028	*** Ruckus and J. Gerhard ***							
2	Q 16029	Fargo	K. Wells	28.85	0	1	0	0	33.85
	Q 20028	Ruckus	J. Gerhard						
3	Q 16008	Sophie	M. Armstrong	37.81	0	0	0	0	37.81
	Q 20054	Sir	D. Stevenson						
4	Q 20002	Caspian	A. Stuttard	37.21	0	1	0	0	42.21
	Q 20027	Ember	S. Peppes						
	Q 16005	Nimbus	L. Knox	43.12	0	0	0	0	43.12
	Q 24004	Jack	T. Elison						
	Q 08006	Felix	B. Miller	49.62	0	0	0	0	49.62
	Q 20005	Ziggy	L. Husson						
	Q 20007	Lark	H. Mc Nenly	45.26	0	1	0	0	50.26
	Q 20024	Valor	R. Huey						

Q	08014	Lydia	T. Gage	54.06	0	0	0	0	54.06
Q	20051	Torin	S. Roth						
Q	20004	Ani	K. Barnhart	34.91	0	0	1	0	54.91
Q	20029	Dezi	L. Husson						
	24002	V-Tach	C. Peck	Absent					

Total Number of Dogs Showing: 25
 Total Number of Dogs Absent: 2
 Total Number of Dogs FEO: 0
 Total Number of Dogs Withdrawn: 0
 Total Number of Dogs Not Scored: 0
 Total Number of Qualifiers: 23

**United States Dog Agility Association, Inc.
Class Results Reporting Form**

Event # 111063 Event Date: 11/06/22 Class Start: 14:36 Class Finish: 14:39

Class: PERF. MASTERS CHALLENGE BIATHLON STANDARD

of Dogs Entered: 4
of Dogs Qualified: 2

	<u>Actual # Comp</u>	<u>Course Distance</u>	<u>SCT</u>	
24"	<u>2</u>	<u>207</u>	<u>55</u>	(CHAMP+3 secs.)
20"	<u>0</u>	<u>207</u>	<u>55</u>	(CHAMP+3 secs.)
16"	<u>0</u>	<u>204</u>	<u>57</u>	(CHAMP+3 secs.)
12"	<u>0</u>	<u>201</u>	<u>58</u>	(CHAMP+3 secs.)
8"	<u>0</u>	<u>201</u>	<u>60</u>	(CHAMP+3 secs.)

Judge's Signature:

[Signature]
Mike Murphy

Check here if judging change from filed application.

NOTE: A qualifying score requires zero total faults.

PTS USDAA USE ONLY	P	ENTRY #	DOG & HANDLER'S NAME		REGISTRATION #	SCORE		Q	
						Time	Faults		
10	1	20057	Quilo	Carolynn Velas	160583	53.81	0.00	Y	(1)
									(2)
11	1	16011	Bret	Beth Koferl	811604	47.17	0.00	Y	(3)
	2	16029	Fargo	Kathy Wells	145946	35.27	5.00		(4)
		16004	Ping Pong	Regina Baureis	145081		Abs		(5)

of Rows Entered Above
(and on reverse) for this Class: 4 Scorekeeper: *Maetleku*

**United States Dog Agility Association, Inc.
Class Results Reporting Form**

Event # 111063

Event Date: 11/06/22

Class Start: 14:34

Class Finish: 14:54

Class: MASTERS CHALLENGE BIATHLON STANDARD

of Dogs Entered: 16
of Dogs Qualified: 5

	<u>Actual # Comp</u>	<u>Course Distance</u>	<u>SCT</u>	
24"	<u>3</u>	<u>207</u>	<u>55</u>	(3.50-4.00 yps)
20"	<u>1</u>	<u>207</u>	<u>55</u>	(3.75-4.25 yps)
16"	<u>1</u>	<u>204</u>	<u>54</u>	(3.50-4.00 yps)
12"	<u>0</u>	<u>201</u>	<u>55</u>	(3.40-3.90 yps)
8"	<u>0</u>	<u>201</u>	<u>57</u>	(3.25-3.75 yps)

Judge's Signature:

Mike Murphy

Check here if judging change from filed application.

NOTE: A qualifying score requires zero total faults.

PTS USDA USE ONLY	P	ENTRY #	DOG & HANDLER'S NAME		REGISTRATION #	SCORE		Q	
						Time	Faults		
10	1	08010	Penny	Lois Mark	141403	56.25	0.00	Y	(1)
									(2)
		12013	Maverick	Felicia Edel	159414	55.48	Elim		(3)
									(4)
1	1	16021	Ditto	Sandy Costello	160467	44.39	5.00		(5)
		16043	Ratchet	Nancy Cush	812796	54.89	Elim		(6)
		16033	Duffey	Helen Ackley	156498	55.14	Elim		(7)
		16036	Mellie	Terry Herman	156371		FEO		(8)
									(9)
15	1	20028	Ruckus	Jeremy Gerhard	154746	33.44	0.00	Y	(10)
13	2	20029	Dezi	Linda Husson	146010	39.18	0.00	Y	(11)
11	3	20054	Sir	Deborah Stevenson	156684	39.78	0.00	Y	(12)
10	4	20044	Rhythm	Linda Husson	153223	40.96	0.00	Y	(13)
		20002	Caspian	Abigail Stuttard	160539	56.32	Elim		(14)
		20038	Seb	Cliff Anderson	155019		Abs		(15)
		20013	Fae	Nancy Schilling	156047	NT	Elim		(16)

of Rows Entered Above

(and on reverse) for this Class: 16

Scorekeeper: Headline

Continuation Page: **MASTERS CHALLENGE BIATHLON STANDARD (continued)**

		20022	Roulette	Regina Baureis	151700		Abs	(17)
		20055	Aurelia	Abigail Stuttard	153254	43.48	Elim	(18)
								(19)
		24002	V-Tach	Carla Peck	155085		Abs	(20)

**United States Dog Agility Association, Inc.
Class Results Reporting Form**

Event # 111063

Event Date: 11/06/22

Class Start: : :

Class Finish: : :


Class: **PERFORMANCE MC BIATHLON**

of Dogs Entered: 4
of Dogs Qualified: 2

Actual # Competing: 20" 1 16" 3 14" 0 12" 0 8" 0

Dogs listed with "Q" are eligible for Cynosport Biathlon having posted scores within the top 25% of the average of the top 3 scores in their jump height. Doing so replaces requirement for qualifying scores in both MC Standard and MC Jumpers in the Performance Program.

Judge's Signature: _____



Check here if judging change from filed application.

P	HEIGHT	REG #	DOG & HANDLER'S NAME		Time+Faults	Prelim Place/Score	Q
1	16	145946	Fargo	Kathy Wells	67.96	1 40.27	Y (1)
	16	811604	Bret	Beth Koferl	Elim	2 47.17	(2)
	16	145081	Ping Pong	Regina Baureis	Elim	Elim	(3)
							(4)
1	20	160583	Quilo	Carolynn Velas	102.56	1 53.81	Y (5)

of Rows Entered Above _____
(and on reverse) for this Class: 2 Scorekeeper: _____

PERFORMANCE MC BIATHLON WORKSHEET

Club Name: Lehigh Valley Dream Weavers

Date: Sunday, November 6, 2022

of dogs competing: 0 4" 0 8" 0 12" 3 16" 1 20"

Average the top 3 scores from each jump height - no dog may have scored an Elimination in either class.
If less than 3 dogs have scores not including an Elimination, use only the top score.

Complete the table below:


Line #	Place	4"	8"	12"	16"	20"
1	1st				67.96	102.56
2	2nd					
3	3rd					
4	Total of these scores (do not round)				67.96	102.56
5					÷ 1	÷ 1
6	Average = Line 4 divided by Line 5				67.9600	102.5600
7	Qualification factor		x 1.25	x 1.25	x 1.25	x 1.25
8	MAXIMUM QUALIFYING SCORE*				84.94	128.19

* Round down (truncate) to nearest 100th of a second, i.e. 22.569 to 22.56


NOTE: BY DEFAULT, FIRST PLACE DOG QUALIFIES

NOTE: Return this sheet with the Performance MC Biathlon ERB

Scorekeeper Signature:



Judge Signature:



Perf Masters Challen, Biathlon Team Report
 USDAA Trial 11/5/2022

Height	Callname	Handler	Jumpers	Standard	Total
16	Fargo	Kathy Wells	27.69	35.27	67.96
16	Bret	Beth Kofert	38.52	47.17	Elim
16	Ping Pong	Regina Baureis	31.28	Abs	Elim
20	Quilo	Carolynn Velas	38.75	53.81	102.56

***** QUALIFIER CUTOFF (84.94 or LESS) *****

***** QUALIFIER CUTOFF (128.19 or LESS) *****

United States Dog Agility Association, Inc. Class Results Reporting Form

Event # 111063

Event Date: 11/06/22

Class Start: : :

Class Finish: : :


Class: **CHAMPIONSHIP MC BIATHLON**

of Dogs Entered: 16
of Dogs Qualified: 5

Actual # Competing: 24" 0 22" 0 20" 9 16" 4 14" 0 12" 1 10" 0

Dogs listed with "Q" are eligible for Cynosport Biathlon having posted scores within the top 25% of the average of the top 3 scores in their jump height. Doing so replaces requirement for qualifying scores in both MC Standard and MC Jumpers in the Championship Program.

Judge's Signature: _____




Check here if judging change from filed application.

P	HEIGHT	REG #	DOG & HANDLER'S NAME		Time+Faults	Prelim Place/Score	Q
1	8	141403	Penny	Lois Mark	101.99	1 56.25	Y (1)
							(2)
	12	159414	Maverick	Felicia Edel	Elim	Elim	(3)
							(4)
1	16	160467	Ditto	Sandy Costello	78.09	1 49.39	Y (5)
	16	812796	Ratchet	Nancy Cush	Elim	Elim	(6)
	16	156498	Duffey	Helen Ackley	Elim	Elim	(7)
	16	156371	Mellie	Terry Herman	Elim	Elim	(8)
							(9)
1	20	154746	Ruckus	Jeremy Gerhard	65.09	1 33.44	Y (10)
2	20	146010	Dezi	Linda Husson	67.39	2 39.18	Y (11)
3	20	156684	Sir	D. Stevenson	75.40	3 39.78	Y (12)
	20	153223	Rhythm	Linda Husson	Elim	4 40.96	(13)
	20	153254	Aurelia	A. Stuttard	Elim	Elim	(14)
	20	160539	Caspian	A. Stuttard	Elim	Elim	(15)
	20	156047	Fae	Nancy Schilling	Elim	Elim	(16)
	20	151700	Roulette	Regina Baureis	Elim	Elim	(17)
	20	155019	Seb	Cliff Anderson	Elim	Elim	(18)
							(19)
	24	155085	V-Tach	Carla Peck	Elim	Elim	(20)

of Rows Entered Above

(and on reverse) for this Class: 5 Scorekeeper: _____



CHAMPIONSHIP MC BIATHLON WORKSHEET

Club Name: Lehigh Valley Dream Weavers

Date: Sunday, November 6, 2022

of dogs competing: 0 8" 4 12" 9 16" 0 20" 0 24"

Average the top 3 scores from each jump height - no dog may have scored an Elimination in either class.
If less than 3 dogs have scores not including an Elimination, use only the top score.

Complete the table below:


Line #	Place	8"	12"	16"	20"	24"	22"
1	1st				78.09	65.09	
2	2nd					67.39	
3	3rd					75.40	
4	Total of these scores (do not round)			0.00	78.09	207.88	
5				÷ 0	÷	÷ 3	
6	Average = Line 4 divided by Line 5			0.0000	78.0900	69.2933	
7	Qualification factor		x 1.25	x 1.25	x 1.25	x 1.25	x 1.25
8	MAXIMUM QUALIFYING SCORE*			0.00	97.61	86.61	

* Round down (truncate) to nearest 100th of a second, i.e. 22.569 to 22.56


NOTE: BY DEFAULT, FIRST PLACE DOG QUALIFIES

NOTE: Return this sheet with the Championship MC Biathlon ERB

Scorekeeper Signature:



Judge Signature:



Masters Challenge Athlon Team Report
 USDAA Trial 11/5/2022

Height	Callname	Handler	Jumpers	Standard	Total
8	Penny	Lois Mark	45.74	56.25	101.99
***** QUALIFIER CUTOFF (127.48 or LESS) *****					
12	Maverick	Felicia Edel	34.59	55.48	Elim
16	Ditto	Sandy Costello	28.70	44.39	78.09
***** QUALIFIER CUTOFF (97.61 or LESS) *****					
16	Ratchet	Nancy Cush.	42.38	54.89	Elim
16	Duffey	Helen Ackley	43.45	55.14	Elim
16	Mellie	Terry Herman	38.89	Elim	Elim
20	Ruckus	Jeremy Gerhard	26.65	33.44	65.09
20	Dezi	Linda Husson	28.21	39.18	67.39
20	Sir	D. Stevenson	30.62	39.78	75.40
***** QUALIFIER CUTOFF (86.61 or LESS) *****					
20	Rhythm	Linda Husson	Elim	40.96	Elim
20	Aurelia	A. Stuttard	34.10	43.48	Elim
20	Caspian	A. Stuttard	41.01	56.32	Elim
20	Fae	Nancy Schilling	Elim	Elim	Elim
20	Roulette	Regina Baureis	Elim	Abs	Elim
20	Seb	Cliff Anderson	Elim	Abs	Elim
24	V-Tach	Carla Peck	Abs	Abs	Abs

**United States Dog Agility Association, Inc.
Class Results Reporting Form**

Event # 111063

Event Date: 11/06/22


Class Start: 15:28

Class Finish: 15:28

Class: VETERANS STANDARD

of Dogs Entered: 1
of Dogs Qualified: 1

	Actual # Comp	Course Distance	SCT	
16"	<u>0</u>	<u>207</u>	<u>69</u>	(CHAMP+10 secs.)
12"	<u>0</u>	<u>207</u>	<u>69</u>	(CHAMP+10 secs.)
8"	<u>1</u>	<u>204</u>	<u>70</u>	(CHAMP+10 secs.)
4"	<u>0</u>	<u>201</u>	<u>78</u>	(CHAMP+10 secs.)

Judge's Signature: 

Mike Murphy

Check here if judging change from filed application.

NOTE: A qualifying score requires zero total faults.

P	ENTRY #	DOG & HANDLER'S NAME		REGISTRATION #	SCORE		Q
					Time	Faults	
1	08011	Willow	Regina Conti	145306	56.25	0.00	Y (1)

of Rows Entered Above

(and on reverse) for this Class: 1 Scorekeeper: 

**United States Dog Agility Association, Inc.
Class Results Reporting Form**

Event # 111063

Event Date: 11/06/22

Class Start: 15:29

Class Finish: 15:30


Class: PERFORMANCE III STANDARD

of Dogs Entered: 6

of Dogs Qualified: 3

	<u>Actual # Comp</u>	<u>Course Distance</u>	<u>SCT</u>	
20"	<u>2</u>	<u>207</u>	<u>64</u>	(CHAMP+5 secs.)
16"	<u>1</u>	<u>207</u>	<u>64</u>	(CHAMP+5 secs.)
12"	<u>1</u>	<u>204</u>	<u>65</u>	(CHAMP+5 secs.)
8"	<u>0</u>	<u>201</u>	<u>66</u>	(CHAMP+5 secs.)
4"	<u>0</u>	<u>201</u>	<u>73</u>	(CHAMP+5 secs.)

Judge's Signature:




Mike Murphy

Check here if judging change from filed application.

NOTE: A qualifying score requires zero total faults.

PTS USDAA USE ONLY	P	ENTRY #	DOG & HANDLER'S NAME		REGISTRATION #	SCORE		
						Time	Faults	Q
		04004	Fia	Deborah Savo	148799		Abs	(1)
								(2)
10	1	12012	Nala	Kendra Saunders	160585	53.81	0.00	Y (3)
								(4)
11	1	20057	Quilo	Carolynn Velas	160583	44.45	0.00	Y (5)
		20015	Magic	Lindsay Brown	159816	36.85	Elim	(6)
								(7)
10	1	16029	Fargo	Kathy Wells	145946	32.33	0.00	Y (8)
		16035	Zoe	Cliff Anderson	146765		Abs	(9)

of Rows Entered Above
(and on reverse) for this Class: 6 Scorekeeper: 

**United States Dog Agility Association, Inc.
Class Results Reporting Form**

Event # 111063

Event Date: 11/06/22

Class Start: 15:30

Class Finish: 15:48


Class: MASTERS STANDARD

of Dogs Entered: 22

of Dogs Qualified: 7

	Actual # Comp	Course Distance	SCT	
24"	<u>2</u>	<u>207</u>	<u>61</u>	(3.15-3.65 yps)
20"	<u>10</u>	<u>207</u>	<u>61</u>	(3.25-3.75 yps)
16"	<u>5</u>	<u>204</u>	<u>60</u>	(3.15-3.65 yps)
12"	<u>1</u>	<u>201</u>	<u>61</u>	(3.10-3.50 yps)
8"	<u>0</u>	<u>201</u>	<u>68</u>	(2.75-3.15 yps)

Judge's Signature:



Mike Murphy

Check here if judging change from filed application.

NOTE: A qualifying score requires zero total faults.

PTS USDAA USE ONLY	P	ENTRY #	DOG & HANDLER'S NAME		REGISTRATION #	SCORE			Q
						Time	Faults		
	1	12017	Targhee	Lynne Schroeder	152460	35.41	5.00		(1)
									(2)
13	1	16021	Ditto	Sandy Costello	160467	39.46	0.00	Y	(3)
11	2	16008	Sophie	Marcy Armstrong	158139	44.25	0.00	Y	(4)
	3	16033	Duffey	Helen Ackley	156498	42.75	5.00		(5)
	4	16036	Mellie	Terry Herman	156371	48.41	10.00		(6)
	5	16034	Joee	Terry Herman	156357	50.78	15.00		(7)
									(8)
15	1	20054	Sir	Deborah Stevenson	156684	36.74	0.00	Y	(9)
13	2	20007	Lark	Helen McNenly	160376	39.08	0.00	Y	(10)
11	3	20013	Fae	Nancy Schilling	156047	40.50	0.00	Y	(11)
10	4	20016	Vilya	Barbara Miller	146149	53.06	0.00	Y	(12)
	5	20033	Brazen	Rosemarie Huey	152166	38.53	5.00		(13)
	6	20025	Evie	Stacey Modica	150258	50.92	5.00		(14)
	7	20047	Zip	Blake Rivas	151298	59.99	5.00		(15)
		20038	Seb	Cliff Anderson	155019		Abs		(16)

of Rows Entered Above

(and on reverse) for this Class: 22

Scorekeeper: 

Continuation Page: **MASTERS STANDARD (continued)**

		20036	Brig	Judy Katzwinkel	152770	62.33	Elim		(17)
		20039	Emma	Sharon Gechter	153944		Abs		(18)
		20028	Ruckus	Jeremy Gerhard	154746	NT	Elim		(19)
		20051	Torin	Susan Roth	815397	51.49	Elim		(20)
		20011	Briggs	Cliff Anderson	158338		Abs		(21)
									(22)
11	1	24004	Jack	Terry Elison	160206	45.46	0.00	Y	(23)
		24003	Nickel	Heather Kolesa	155718	65.71	Elim		(24)
		24002	V-Tach	Carla Peck	155085		Abs		(25)